



LOK E SERIES

ELECTRIC RANGE APPLICATIONS



STANDARD FEATURES

7" Diagnostics Display

Each LOK E model includes a touch-screen display for key diagnostics, showing:

- Speed, hours, and distance
- Battery, temperature, and pressure
- Controls, settings, and alerts

A quick, efficient way to monitor performance at a glance.



Safety

- Directional lights (red/white) for rail mode
- Telematics for monitoring
- Horn and beacon light for visibility
- Emergency stop buttons on exterior
- Auto hand brake with low oil pressure
- Emergency braking for failures
- Direction change protection during operation
- Recharge lockout to prevent accidental start-up








Performance Benefits

- Hydraulic power steering on front wheels
- 4" leaf spring suspension front and rear
- Heavy-duty railway axles with hydraulic pump motor
- Passenger seat for comfort and maneuverability

Built for robust performance and operator comfort.



The RANGE

LOK E Line	Model	Draw Bar Pull*	Max Towing Capacity**	Weight	Frame Dimensions LxWxH	Rail road
	10.90 E	up to 100 kN	up to 2000 t	up to 20 t	4800 mm 2500 mm 3400 mm	
	13.90 E	130 kN	2600 t	24 t	4800 mm 2500 mm 3400 mm	
	16.150 E	160 kN	3200 t	29 t	6550 mm 2500 mm 3410 mm	
	20.150 E	200 kN	4000 t	35 t	7030 mm 2500 mm 3410 mm	
	22.150 E	220 kN	4400 t	40 t	7030 mm 2500 mm 3630 mm	

*The rail only option is available on LOK E models upon request

**dry sraight level track; starting peak performance

OPTIONS & CUSTOMIZATIONS



- Tandem Operation Capability
- Remote control (Hetriconic)
- Custom coupler types
- Multiple rail gauge options
- Rail track short-circuit signaling
- Photocell safety barrier
- Extra LED work lights
- Air conditioning
- Arctic pack for cold climates
- Air Blade system
- On-board generator

Enhanced adaptability for diverse operational needs.

Zephir is a proud member of the Marmon Rail Group. Marmon Rail provides a variety of products and services to help solve customer's biggest challenges. Whether you need track maintenance and construction, locomotives, railcar movers, or on-site and mobile repairs, Marmon Rail and Leasing has a solution for your operation. All companies within Marmon Rail are experts in their field. We leverage our expertise to provide customers with innovative, sustainable solutions for any rail operation.

TOGETHER, WE KEEP OUR WORLD MOVING FORWARD

Industry's Most Experienced Dealer Network



- Dependable after sales service
- Service & Parts for all models of Zephir's
- Dedicated railcar mover technicians
- Customized railcar mover service vehicles
- On site or in shop service and repair
- In shop or on site Operator training
- Availability of products reduces downtime
- Machine demonstrations
- Machine safety evaluations

UNPARALLELED SERVICE AND SUPPORT

Zephir dealers provide the industry's best and most experienced sales and service support. Many of our dealers have been working with railroad shunters, specifically Zephir, since its introduction in 1969. From being there to help select the right machine for your operations, to providing knowledgeable ongoing support, Zephir dealers help keep your business on track. Our customers have reported maintaining up to 99.7% uptime due to Zephir's dependability and unsurpassed customer service