



CRAB EZ SERIES

ELECTRIC RANGE APPLICATIONS



STANDARD FEATURES

7" Diagnostics Display

Each CRAB EZ model comes equipped with a full-color, multi-function, touch-screen display with diagnostics.

This display provides information such as:

- Vehicle speed
- System pressures
- Operational hours
- Operator controls
- Distances traveled
- Alarms
- Battery charge levels
- System temperatures



Safety

- Vigilance Control System (SIFA)
- Recharge and movement lockout when connected to power
- Red/white directional lights in rail mode
- Automatic alarm in road mode
- Bright LED lighting throughout
- Exterior emergency stops
- Rotating amber warning light

SIFA









Performance Benefits

- Tight turning radius for maneuverability
- User-friendly controls for ease of operation
- On-board battery charger—charges anywhere with suitable outlets, no dedicated charger needed
- Shock absorption with nitrogen accumulators for smooth travel
- Hydraulic road/rail mode switch for seamless transitions



The electric RANGE

CRAB Line	Model	Draw Bar Pull*	Max Towing Capacity**	Weight	Frame Dimensions LxWxH	Rail road
	EZ1	18 kN	360 t	4 t	2180 mm 1830 mm 1550 mm	
	EZ3	36 kN	730 t	6,6 t	2500 mm 2200 mm 2435 mm	
	EZ5	50 kN	1000 t	9 t	3850 mm 2200 mm 2650 mm	

*The rail only option is available on CRAB models upon request
 **dry straight level track; starting peak performance

OPTIONS & FEATURES



- Tandem operation capability
- Remote control with interlock safety for wheel truing
- Customizable coupler (hydraulic/manual adjustments)
- Pneumatic system
- Multiple rail gauge widths
- Track short-circuit signaling
- Photocell safety barrier
- Pin-type connectors
- Electric winch for coupler lifting
- Rubber buffers
- Arctic pack for cold environments
- Climate control (air conditioning/heating)



Wide range of options for tailored performance.

Zephir is a proud member of the Marmon Rail Group. Marmon Rail provides a variety of products and services to help solve customer's biggest challenges. Whether you need track maintenance and construction, locomotives, railcar movers, or on-site and mobile repairs, Marmon Rail and Leasing has a solution for your operation. All companies within Marmon Rail are experts in their field. We leverage our expertise to provide customers with innovative, sustainable solutions for any rail operation.

TOGETHER, WE KEEP OUR WORLD MOVING FORWARD

Industry's Most Experienced Dealer Network



- Dependable after sales service
- Service & Parts for all models of Zephir's
- Dedicated railcar mover technicians
- Customized railcar mover service vehicles
- On site or in shop service and repair
- In shop or on site Operator training
- Availability of products reduces downtime
- Machine demonstrations
- Machine safety evaluations

UNPARALLELED SERVICE AND SUPPORT

Zephir dealers provide the industry's best and most experienced sales and service support. Many of our dealers have been working with railroad shunters, specifically Zephir, since its introduction in 1969. From being there to help select the right machine for your operations, to providing knowledgeable ongoing support, Zephir dealers help keep your business on track. Our customers have reported maintaining up to 99.7% uptime due to Zephir's dependability and unsurpassed customer service